












TUBULAR-S B

Item code	86.SD01.4443.02				
Product type	Indoor				
Category	Surface Downlights				
Family	TUBULAR-S B				
Pictograms	<div><div></div><div></div><div></div><div></div><div></div><div></div><div></div><div></div><div></div></div>				

Dimensions	
Product dimensions (mm)	Ø140X162 mm

Product	
Real power (W)	40
Real luminous flux (Lm)	3200
Luminous efficiency (Lm/W)	80
Beam angle (°)	60
Life time (h)	50000h L80B10
IP	IP65
Control gear	DALI
Colour temperature (K)	4000
Colour consistency (SDCM)	SDCM<3
CRI	80